

SH-2500 Bimetallic Steam Trap

All Stainless Steel

For Pressures to 650 psig (45 bar)...Capacities to 6,000 lb/hr (2,722 kg/hr)



Description

Armstrong's SH-2500 Bimetallic Steam Trap is the ideal design for applications involving superheated steam.

During start-up, the bimetallic mechanism is fully open and allows large volumes of non-condensable gases and condensate to be removed from the system. As the system reaches saturated steam conditions, the mechanism begins to close preventing any live steam loss. The superheat during normal operating steam conditions keep the valve closed to ensure long service life.

In the event that operating conditions change and condensate forms at the steam trap inlet, the cooling effect allows the bimetallic mechanism to open and discharge any accumulation. The valve quickly closes once normal operating conditions return.

The SH-2500 consists of an investment cast, stainless steel body that is compact and highly resistant to harsh, corrosive environments. The integral mounting flange is compatible with the Armstrong IS-2, TVS-4000, std connector making for labor savings and easy steam trap replacement.

Maximum Operating Conditions

Maximum allowable pressure (vessel design):
650 psig @ 600°F (45 bar @ 315°C)

Maximum operating pressure:
SH-2500 650 psig @ 600°F (45 bar @ 315°C)

Materials and Weight

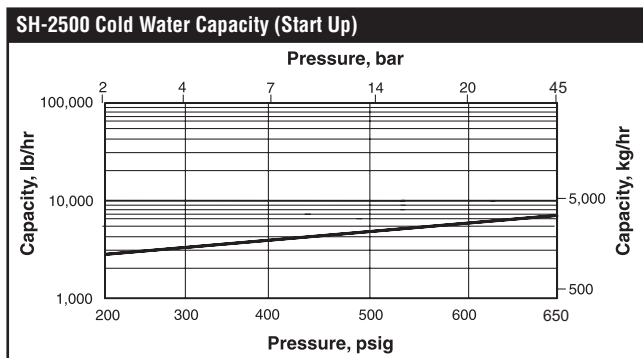
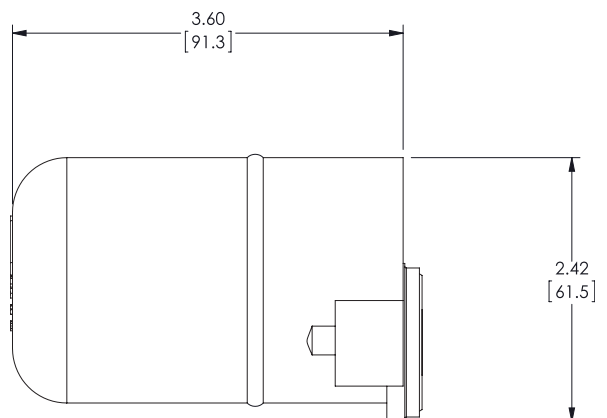
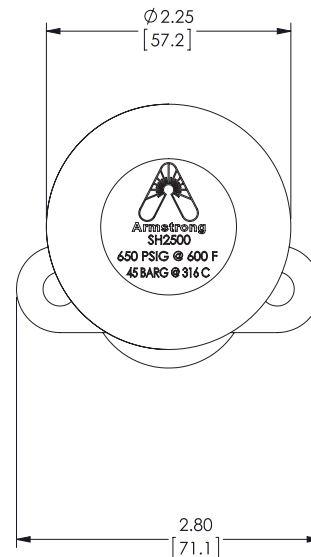
Body: ASTM A351 Gr. CF8M
 Valve & Seat Elements: Titanium
 Ni-Cr
 Stainless Steel
 Spiral Wound Gasket: Stainless Steel
 Bolts: ASTM A193 B7
 Weight: 2.8 lbs (1.3 kg)

Specification

Steam traps shall be a bimetallic style designed for superheated steam applications. The steam trap body shall be tamperproof, investment cast stainless steel A351 Gr. CF8M. The mechanism shall consist of a stacked nickel-chrome bimetal operator with titanium valve and seat. The gaskets shall be captured stainless steel spiral wound. The steam trap shall be compatible with the 2-bolt universal connector technology.

How to Order

Specify model number
 Maximum working pressure and temperature



Note: Cold water capacity for start-up loads only. When superheat present, there will be minimal condensate.

Designs, materials, weights and performance ratings are approximate and subject to change without notice. Visit armstronginternational.com for up-to-date information.